

Independence Day Celebrations 2024

Santa Maria family celebrated the 78th year of Independence on 14th August 2024 with great enthusiasm and patriotic fervor.

The school was beautifully decorated with the tricolor crafts made by children. All children were dressed in white kurta pyjamas, the color which is the symbol of peace and unity. The day began with the hoisting of the national flag in the school field. This was followed by singing of the national anthem, 'Look at the flag' – a melodious tribute to the symbol of our nation's freedom and Saare jahan se achchha.



We started the month of August doing meaningful and engaging activities with our children to make them understand the meaning of 'Freedom' which included class discussions on 'what does freedom mean to you?' , where children shared their views with the teachers.

Various assemblies during the month covered topics like who composed our National Anthem, who designed the Indian national flag and what are our national symbols. Children came to know about Rabindra Nath Tagore and Pingali Venkaiya.

A special assembly was presented by the students of KG – A to introduce the young minds to the concept of Freedom in a simple and engaging way.



Through the play we depicted the importance of freedom through the caged bird. The bird, representing freedom, expressed its desire to fly, emphasizing the significance of

independence in a way that was relatable for our little ones.



The play showcased the Independence celebration in the community where everyone came together along with the soldiers to celebrate this special day.



One of the highlights was a talk on the meaning of the colors in the Indian tricolor — saffron for courage and sacrifice, white for peace and truth, and green for faith and growth. The Chakra, symbolizing the movement and progress.

The children also understood that 'Independence' means freedom, choice, happiness as well as pride and that it goes hand in hand with the feeling of love, care and compassion for everyone. Grandpa in the story told the children to use their freedom wisely and always remember to be kind and respectful to others.



The play introduced the children to some of our great leaders who got India its freedom!

The children came on the stage dressed as some of our great leaders like Mahatma Gandhi, Subhash Chandra Bose, Pt. Jawahar Lal Nehru and Bhagat Singh. They not only spoke about who were dressed as but also motivated others by saying quotes of inspiration like 'Do good,

Be kind", "Be brave, Be fearless", "Think big and make it happen", " Do all the good you can, In all the ways you can and at all the time you can".



From our today's generation will emerge the leaders of tomorrow.... So a few children came and spoke about their aspirations, what they want to be, what they can do for their country and lead India to a better future.



Last but not the least, the rhythm of the song, "hum saathi hai, hum rahi hain....", filled the air with vibrant energy as children of KG A started singing it together.



The play successfully conveyed the essence of independence. It not only helped them understand the importance of freedom but also inspired them to think about their contributions to the nation's future.

The sound of claps cheered them and filled their little hearts with joy!

The kids then left for their respective classrooms to continue with other exciting activities.

All the classes enjoyed the cooking without fire activity where they made tricolor coconut ladoos, rangoli and designed a flag for their classes to understand diversity and how to represent it on a flag.

Rangoli making

Children teamed up to create interesting rangolis depicting the idea of India through their thought.







Making the national flag

Meeting Pingali Venkaya (the person who designed the Indian flag) In the assembly was followed by a discussion on the colors of the Tiranga. Children participated in circle time to understand the significance of each color. This developed their interest towards the national flag and they enjoyed painting and printing it.



Designing a class flag

After a discussion on the national flag children thought and created a class flag that represented everyone's thoughts, feelings, emotions and ideas. It was fun to listen to many original ideas. The feeling of unity in diversity was well understood by this meaningful activity. Children took pride in designing and coloring their class flag. They heard each other's views patiently and worked in harmony.




Ladoo Making

No celebration is complete without eating together. Children enjoyed participating in the process of making tri color coconut laddoos. It gave an opportunity to enhance the sense of taste by talking about ingredients used in the recipe.



Illustrative recall of the assembly

The children recalled and illustrated the Independence Day special assembly and celebrations with their imagination and unique perspective. Each & every illustration was unique in its self. Here's a glimpse of what the kids drew:



Meeting extraordinary Indians

Children are also watching presentations on people who have made a difference in lives of others through their extraordinary vision and sense of responsibility.



Thank you parents for participating in this event by sending food items in tri-colour.



Through simple yet meaningful activities we tried to make the children discover and understand what it truly means to be free—free to live, to dream, and to shape their own future. These activities were a beautiful reflection of hope and unity which made this year's Independence Day celebration truly unforgettable.

Report by

Priyanka Walia

KG – A